

Rear Load Containers

1, 2 & 3-Yard Capacities

Specifications

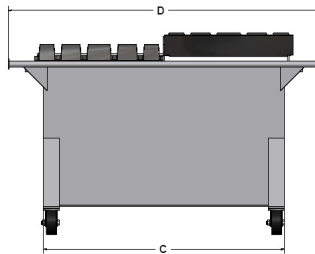
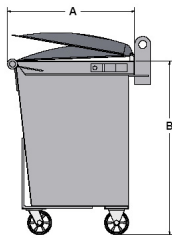
Model	Shipping Weight (approx)
RL-1	377 Lbs
RL-2	488 Lbs
RL-3	706 Lbs

Construction

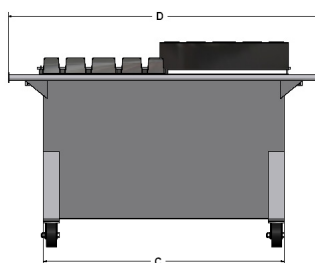
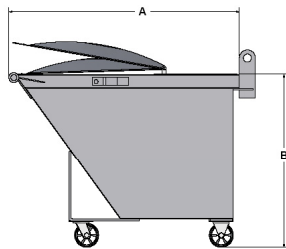
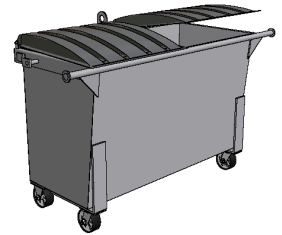
Side Walls	12 Ga. A-36 Steel
Floor	12 Ga. A-36 Steel
Top Ribs	1 1/2" x 3 1/2" x 3/16" Formed
Trunnion Bar	1 1/2" Round Bar
Pin Chain Lift Pockets	1/2" x 2" Bar w/ 1" Round Bar Pin
Cable Hook	3/8" x 4" A-36 Steel
Casters	6" x 2" Poly on Steel
Drain & Plug	1 1/2" Diameter
Lids	Single Wall

All Specifications are subject to change without notice.

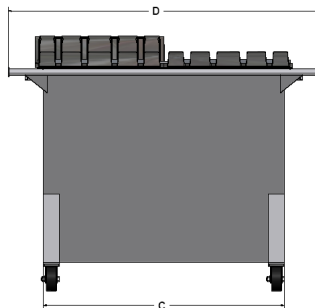
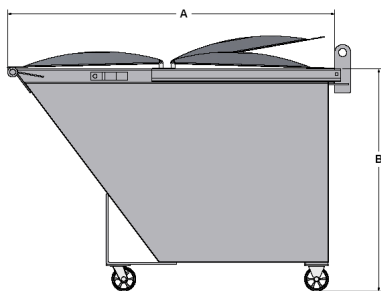
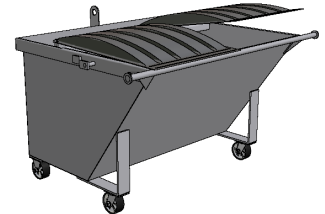
Model	A	B	C	D
RL-1	31 3/8"	43 1/4"	60"	77 1/2"
RL-2	57 3/8"	43 3/8"	60"	77 1/2"
RL-3	81 3/8"	43 1/4"	60"	77 1/2"



1-Yard
Rear Load



2-Yard
Rear Load



3-Yard
Rear Load



Illustrations for reference only



Distributor

385 Sumpter Road • Belleville • MI 48111-2932 • Phone (734) 699-5561 • Fax (734) 699-0360

P.O. Box 68 • Belleville • MI 48112-0068

On the Web at: <http://www.contractwelding.com>

06/11 REV1